

PART# SYSTEM: SINGLE DOOR ENCLOSURES

Upgrade your equipment protection with 4Xxtreme® Hygienic Single Door enclosures. Our Type: 4X, IP66, and IP69K rated enclosures are proven to protect your vital equipment, reducing downtime, and decreasing your overall cost of ownership.

Our patented electrical enclosure technology is designed for the most extreme indoor and outdoor environments including protein processing plants, the volatile environment of the aerospace industry, and any other harsh environment you can imagine.

SPECIFICATIONS

✓ Double Seal™ Gasketing Technology

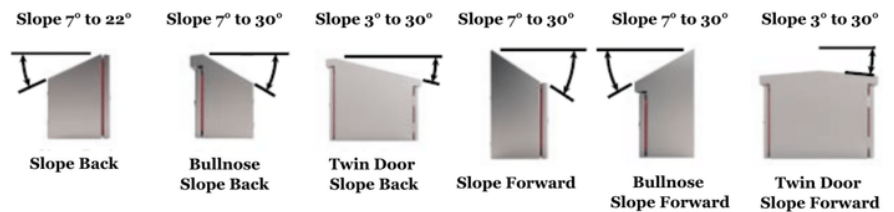
- Field-replaceable gasket system
- Foreign material inspectable

✓ Ultra Clean – Free Draining Design

- 7° Hygienic Pitch on all top and bottom of doors
- Pitched outer seal gasket for full drainage
- Weld-on bullet hinge assembly
 - Lift-off door
- 180° door swing
- Manufactured from 14-gauge or 12-gauge 304 or 316 SS material
- All outside weld seams are continuously welded and ground smooth
- Grounding provisions are provided on all doors and enclosures
- Galvanized 12 Gauge Back Panels



✓ Hygienic Pitched Top Configurations



✓ Double Stud® Mounting Technology

✓ Single 316 SS Three-Point Latching

- Hygienic quarter turn
- Master Defeater and slave handles

LIMITLESS SIZES, CUTOUTS AND CONFIGURATIONS

ADDITIONAL OPTIONS

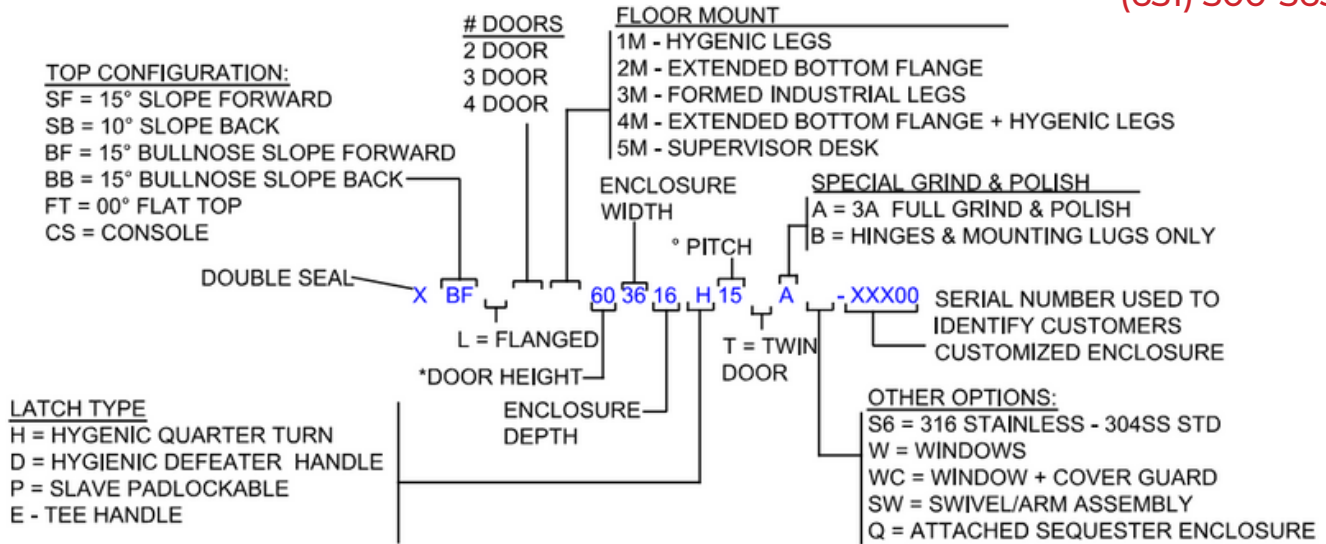
- Hygienic Leg Assemblies – 316 SS material
- Sequester enclosure
- Convenience enclosure
- Trapped Key Interlock Exchanged Unit enclosure
- Heavy-Duty Lifting Eyes – 316 SS material
- Hygienic Windows: Polycarbonate, Acrylic, or Thermal – Type 4X, IP66, IP68, and IP69K rated
- Center divider available to separate low voltage from high voltage
- Drilled and tapped back panels
- Back panels available in aluminum and stainless steel
- Hygienic Operator interface swivel arm assemblies – Type: 4X, IP66, IP68, and IP69K
- Floor mount configuration
- Double Stud® hygienic mounting brackets: Bolt-on 1, 2, 4 & 10" off wall
- Double Stud® hygienic mounting extensions: 1, 2, and 3"

PART# SYSTEM: SINGLE DOOR ENCLOSURES

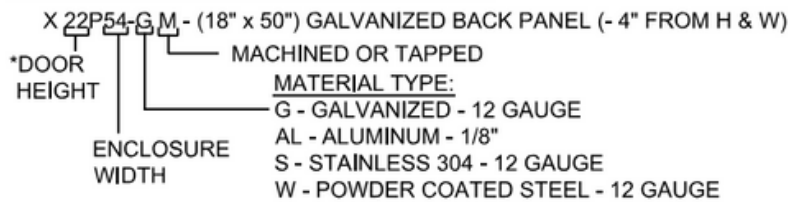


CUSTOM STAINLESS ENCLOSURES, INC.

(651) 500-3650



MULTI DOOR - BACK PANEL PART # SYSTEM



NOTE: * BACK PANEL PART NUMBER IS TYPICALLY BASED UPON ENCLOSURE SIZE

