

# CUSTOM STAINLESS ENCLOSURES, INC.

## SINGLE DOOR ENCLOSURES

Upgrade your equipment protection with 4Xxtreme® Hygienic Single Door enclosures. Our Type: 4X, IP66, and IP69K rated enclosures are proven to protect your vital equipment, reducing downtime, and decreasing your overall cost of ownership.

Our patented electrical enclosure technology is designed for the most extreme indoor and outdoor environments including protein processing plants, the volatile environment of the aerospace industry, and any other harsh environment you can imagine.

## SUPERIOR DESIGN

### ✔ Double Seal™ Gasketing Technology

- Field-replaceable gasket system
- Foreign material inspectable

### ✔ Ultra Clean – Free Draining Design

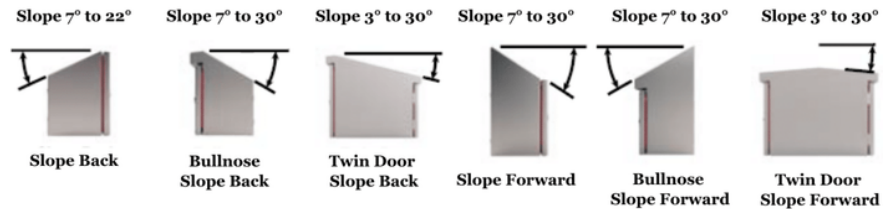
- 7° Hygienic Pitch on all top and bottom of doors
- Pitched outer seal gasket for full drainage
- Weld-on bullet hinge assembly
  - Lift-off door
  - 180° door swing
- Manufactured from 14-gauge or 12-gauge 304 or 316 SS material
- All outside weld seams are continuously welded and ground smooth

### ✔ Double Stud® Mounting Technology

- Innovative mounting system that eliminates gaskets and reduces overall installation time



### ✔ Hygienic Pitched Top Configurations



### ✔ Single 316 SS Three-Point Latching

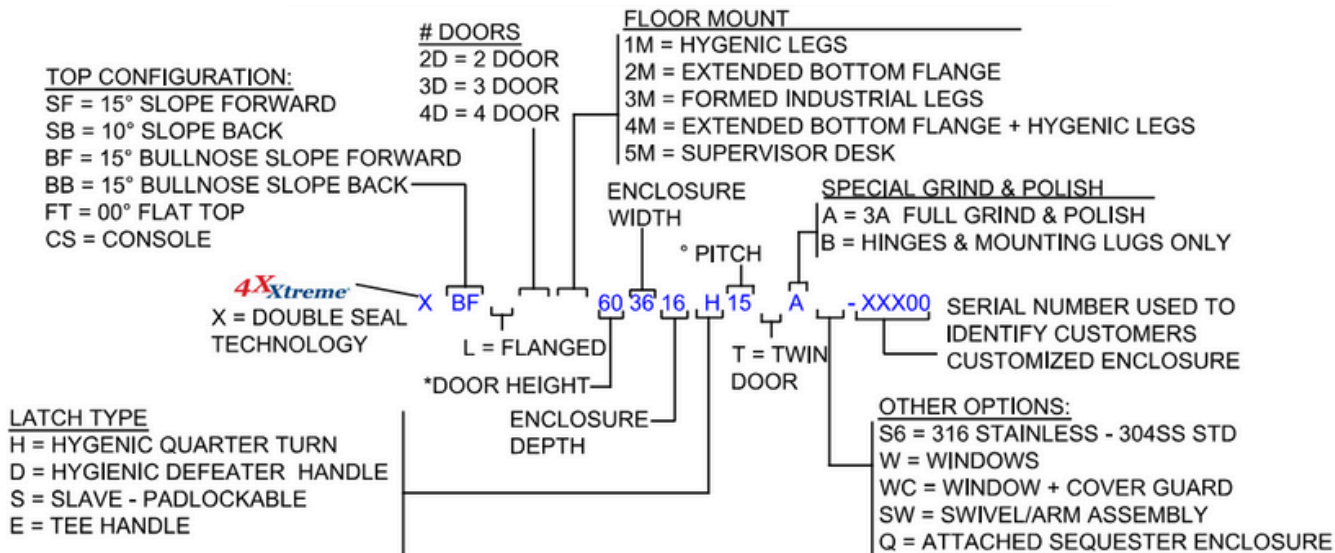
- Hygienic quarter turn
- Master Defeater and Slave handles

## LIMITLESS SIZES, CUTOUTS, AND CONFIGURATIONS

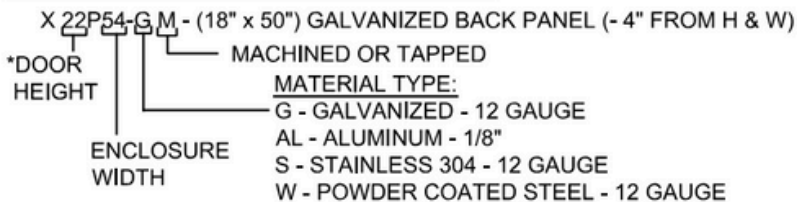
## LIMITLESS FEATURES

- Hygienic Leg Assemblies – 316 SS material
- Sequester enclosure
- Convenience enclosure
- Trapped Key Interlock Exchanged Unit enclosure
- Heavy-Duty Lifting Eyes – 316 SS material
- Hygienic Windows: Polycarbonate, Acrylic, or Thermal – Type 4X, IP66, IP68, and IP69K rated
- Center divider available to separate low voltage from high voltage
- Grounding provisions are provided on all doors and enclosures
- Drilled and tapped back panels
- Back panels are available in 12 Gauge G90 Galvanized, Aluminum, Stainless Steel, and Powder Coated
- Hygienic Operator interface swivel arm assemblies – Type: 4X, IP66, IP68, and IP69K
- Floor mount configuration
- Double Stud® hygienic mounting brackets: Bolt-on 1, 2, 4 & 10" off wall
- Double Stud® hygienic mounting extensions: 1, 2, and 3"

# PART # SYSTEM: SINGLE DOOR ENCLOSURES

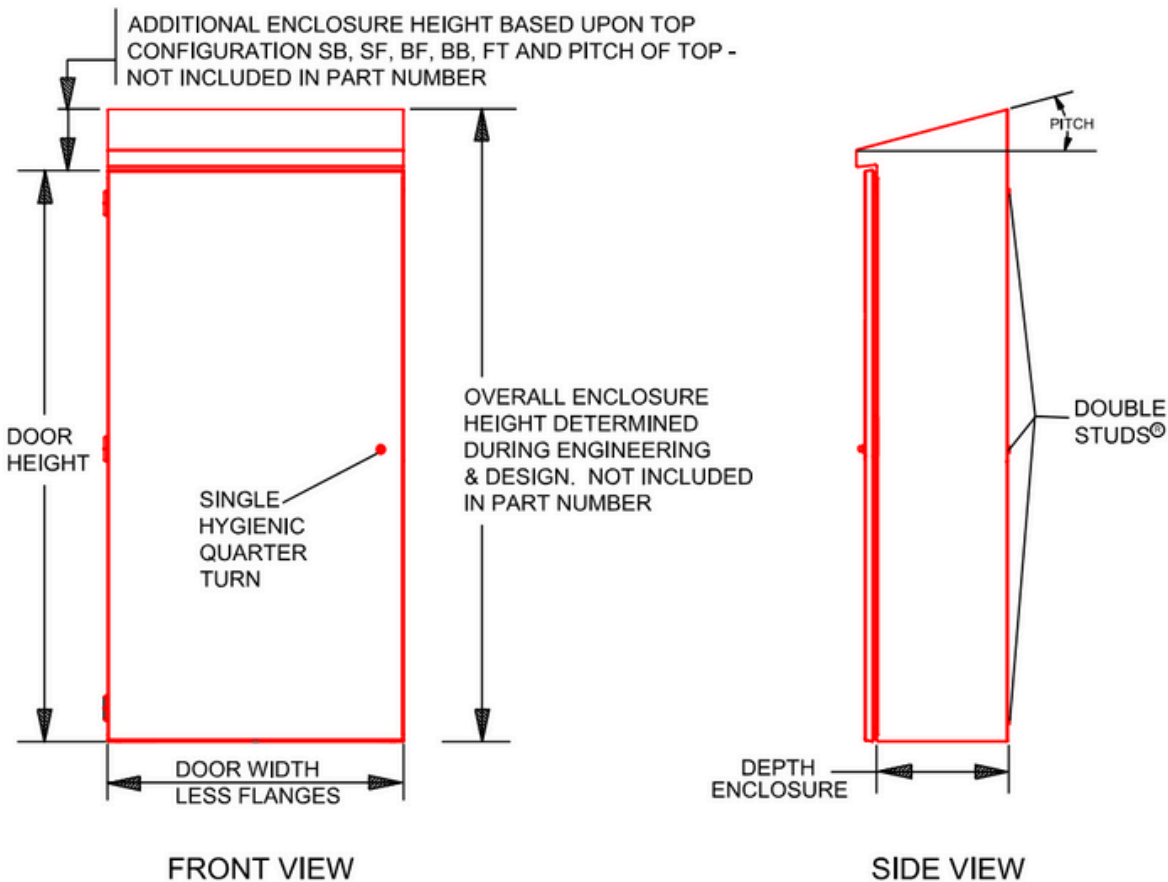


## MULTI DOOR - BACK PANEL PART # SYSTEM



NOTE: ALL DIMENSIONS ARE IN INCHES.

NOTE: \* BACK PANEL PART NUMBER IS TYPICALLY BASED UPON ENCLOSURE SIZE



BUILDING YOUR ENCLOSURES YOUR WAY!

sales@4xxtreme.com | 651-500-3650